

Scotch College

Future Pathways

News

November 25, 2024

Course, Careers & Campus Information:

Online Campus Day

Organisation: Academy of Interactive Entertainment

Location: Online

Date: November 30, 2024

Discover the courses designed to get you started in game development, 3D animation, film and visual effects at the AIE Online Campus Day. AIE will be running this event for students interested in studying online. You will be able to meet our teachers, explore how classes will run, course options, career pathways and see our amazing student work.

We will be covering everything you need to know about the:

- careers in games and VFX that we train students for;
- studios and industries that we work with;
- courses we offer - from beginners to professional mastery, and;
- the software, skills and knowledge we teach.

[Find out more and register](#)

Moving Interstate for University Webinar

Organisation: Australian National University

Location: Online

Date: December 9, 2024

Join us to hear about life on campus at the Australian National University.

During this webinar you will hear from current students with lived experience discussing what it's like to move interstate for university, the different accommodation options on campus, supports available, networks/clubs to join and life on campus. We'll also have a live Q&A session where you can get all your questions answered.

This webinar aims to provide prospective interstate students with all the information they need to feel confident and prepared for their move to ANU. It's a great opportunity to get a real sense of what to expect and to ask any questions you might have.

[Find out more and register](#)

Getting your results – What happens next?

Organisation: Victorian Tertiary Admissions Centre

Location: Online

Date: December 10, 2024

Finishing year 12 this year? It's an exciting time as you wait for your results and figure out what the future holds for you.

Join the VTAC team for a live webinar which will cover what happens when you receive your results and ATAR, how change of preference and course offers works, and some really key things you should be thinking about now to ensure you get the best outcome.

You'll have the opportunity to ask questions throughout, so join us to find out everything you need to know about getting to uni, TAFE, or college next year!

[Find out more and register](#)

Victoria Police: 'Over to you' – Recruitment Q&A

Organisation: Victoria Police

Location: Online

Date: December 11, 2024

Do you have burning questions to ask our current members and recruitment staff? This session is built for you to get the answers you need!

Victoria Police is hosting an online Q&A session for members of the community who are interested in a career with Victoria Police and have questions they would like to ask our current members or recruitment staff relating to the recruitment process or life on the job.

[Find out more and register](#)

Chisholm | Sports Academy 2025 – Discovery Day, Casey Stadium

Organisation: Chisholm Institute

Location: Casey Stadium, Cranbourne East

Date: December 11, 2024

Learn more about what it's like to be a student-athlete at the Chisholm Academy and train under the expert eye of Chisholm Sports Academy's coaches.

If you're an aspiring athlete passionate about sport and studying Year 11 or 12 in 2024, or you're currently completing your senior secondary program and looking to complete a Fitness industry qualification or Diploma of Sport (course code SIS50321), our Academy might just be for you!

Come along to our discovery day which combines both practical skills training with our coaching team as well as information about what it is like being a student athlete.

[Find out more and register](#)

Teen mental health matters: For parents and carers

Organisation: Black Dog Institute

Location: Online

Date: December 12, 2024

Join us for an insightful and empowering webinar focused on providing strategies and resources to help you in supporting your teen.

Co-hosted by a Clinical Psychologist facilitator, and Black Dog Institute lived experience presenter, we will explore:

1. How to make sense of adolescence.
2. Identify signs of mental health struggles.
3. Understand how to support your teen.
4. Know where you and your teen can get support.

This webinar is free and open to all parents, caregivers, and anyone interested in supporting the mental health of teens in their care. Reserve your spot today and embark on a journey towards greater well-being for you and your family!

[Find out more and register](#)

VTAC Preferences, Pathways and Offers

Organisation: Victorian Tertiary Admissions Centre

Location: Online

Date: December 12, 2024

Join the VTAC team for a live webinar which will cover how to change your preferences, how to research suitable pathways and pathway options as well as how course offers work.

You'll have the opportunity to ask questions throughout to our friendly team.

[Find out more and register](#)

Change of Preference Guided Campus Tours – Victoria

Organisation: Australian Catholic University

Location: ACU Melbourne & Ballarat Campuses

Date: December 12 to December 13, 2024

Attend a guided campus tour to explore what ACU has to offer, and to discuss your study options and pathways to ACU.

Melbourne Campus

Thursday 12 December

Friday 13 December

10am – 2pm

Ballarat Campus

Friday 13 December

10am and 4pm

[Find out more and register](#)

VTAC Change of Preference Days

Organisation: Academy of Interactive Entertainment

Location: AIE Melbourne Campus

Date: December 12 to December 13, 2024

Connect with the team at AIE Melbourne on Thursday 12th and Friday 13th December, for help with Change of Preferences!

Here you can meet our friendly staff to discuss fees, scholarships, and more.

[Find out more and register](#)

Change of Preference Fest

Organisation: La Trobe University

Location: La Trobe Melbourne (Bundoora) Campus

Date: December 12, 2024

We know getting your ATAR results can be a big moment, so La Trobe is hosting the Change of Preference Fest to give you the support and advice you need, no matter what your results are.

Here's what you can expect:

- **Course advice and pathways:** Chat with our course advisors about your options and explore alternative pathways if your results aren't what you expected. We'll help you figure out what's best for you.
- **Food, fun and giveaways:** To keep things relaxed, we've got free food, live music, and exciting giveaways.

Whether you're thrilled with your results or need a bit of guidance, we've got your back. This is your chance to get all the info you need to make the best decision for your future.

[Find out more and register](#)

Mt Helen Info Day

Organisation: Federation University

Location: Fed Uni Mt Helen Campus

Date: December 13, 2024

Info Day is a great opportunity to visit your future Fed Uni campus and discuss your study plans with an experienced advisor before making your final decision.

You will be able to meet academics, current students, and speak to our student support and admissions team about completing your application or enrolment.

[Find out more and register](#)

Scholarships

Melbourne Chancellor's Scholarship

Organisation: University of Melbourne

Location: Victoria

Value: Up to \$32,500 AUD

Open Date: July 29, 2024

Close Date: January 14, 2025

[Find out more](#)

Monash Humanitarian Scholarship

Organisation: Monash University

Location: All

Value: Full course fees plus up to \$30,000 allowance

Open Date: August 1, 2024

Close Date: November 29, 2024

[Find out more](#)

Westpac Young Technologists Scholarship

Organisation: Westpac

Location: Australia

Value: \$20,000 AUD

Open Date: September 2, 2024

Close Date: January 13, 2025

[Find out more](#)

Study & Other Opportunities:

[7 productivity hacks for high school students](#)

If you're fed up with late-night study sessions, feeling overwhelmed by school work or exam prep, and drowning in textbooks, perhaps it's time for some new strategies. By working smarter, not harder, you could boost your productivity, retain information better, and reduce the stress that often accompanies high school life. Here are seven productivity hacks for high school students to help you maintain a balanced lifestyle.

Prioritise your tasks

Begin by identifying your most important and urgent tasks. You could try using the [Eisenhower Matrix](#), which categorises tasks based on urgency and importance. Focus on the tasks in the "Important and Urgent" quadrant first to help manage your time best and maximise your productivity.

Create a study plan

Establish a study routine that suits your personal preferences and commitments. For example, do you study better in the morning or at night? Do you have extracurricular or work commitments? Block those times out of your schedule. Then allocate specific time slots for each subject or topic, ensuring a balanced workload. Stick to your schedule to develop consistency in your study habits.

Break tasks into smaller chunks

Tackling a massive assignment or a lengthy reading list can feel daunting. If you start by finding a way to break all your tasks into smaller, more manageable chunks it will seem much more achievable and give you focus. Completing bite-sized portions could also give you a sense of accomplishment and make the workload feel less overwhelming.

Eliminate distractions

Identify your most common distractions and take steps to minimise them. Put away your phone, use website blockers if needed, and [create a dedicated study space](#) that is free from interruptions. If you can't set something up at home, try and find a space at school, the local library, or other community space.

Embrace study techniques

Finding an established study technique that suits you and the way you work could help you to stay on track and be more productive, without reinventing the wheel yourself.

Here are some techniques you might like to try:

- [The Pomodoro technique](#)
- [Flowtime technique](#)
- [Timeboxing](#)
- [Eat the Frog technique](#)
- [GTD \(Getting Things Done\) method](#)

Use technology wisely

There are [dozens of apps and tools available](#) to enhance your study experience. Some of them are free while others you might have to pay for, but if you can't afford a specific tool you could also look for alternatives.

Tools like note-taking apps, task managers, and calendar apps can help you stay organised and on track. Why not have a look at the educational apps and online resources that could help you to reinforce your learning, be productive, or stay on track? You could ask your friends, family, or teachers what they use if you're not sure where to start.

Review and reflect

After each study session, take a few minutes to go over what you've learned. Ask yourself questions and think about the key takeaways. This active recall technique could help reinforce your memory and comprehension.

See what works for you

Remember, productivity isn't about studying longer hours; it's about studying efficiently and effectively. By incorporating the hacks that work for you into your routine, you could improve your study habits, reduce stress, and achieve better academic results. So, go ahead and start studying smarter, not harder, and see if it makes a difference.

[You can find more productivity hacks and study tips for high school students on our website here](#)

[How to make money as a teen entrepreneur](#)

Look, we get it. The idea of waiting tables or scanning groceries doesn't exactly scream "future billionaire." But here's the thing – what you do today might just be the perfect launchpad for your entrepreneurial dreams. With a smartphone in your pocket and the entire internet at your fingertips, you've got more opportunities to start a business than any generation before you. So let us show you how to turn your skills and interests into real money as a teen entrepreneur, all while building something that's actually yours.

Why starting young changes everything

Remember Mark Zuckerberg? He wasn't sitting around waiting for someone to give him permission - [he started Facebook from his dorm room](#). But here's what's even cooler: you don't have to wait for university. Starting your entrepreneurial journey in high school can give you a massive head start.

Think about it - while your friends are stressing about their first job interviews, you could be building valuable skills, making real money, and creating something that grows with you. Plus, imagine dropping "CEO of my own company" on those college applications. That's the kind of stuff that makes admissions officers sit up and take notice.

Now let's dive into some ideas to help you get started.

Digital content creation

These days, you don't even need to leave the house to make money - your bedroom could be your studio!

The YouTube gold rush

Heard of [MrBeast](#)? He started posting videos as a teenager. Now he's making millions. But here's what most people don't tell you about starting a YouTube channel: success leaves clues.

The secret isn't just about hitting record and hoping for the best. It's about finding your angle. Maybe you're the person who makes physics actually make sense to other teens. Or perhaps you've got a knack for explaining the latest gaming strategies. Whatever it is, the key is to start with what you know and love.

Getting started is simpler than you think. Your smartphone's camera is probably better than what most YouTubers had five years ago. Add a \$20 microphone from Amazon, and you've got everything you need to start producing content that could reach millions.

YouTube Quick Facts:

- **Potential Income:** \$\$\$ - \$\$\$\$\$ (1,000s to 100,000s annually once established).
- **Career Pathways:** Digital Marketing, Video Production, Public Speaking, Brand Management.
- **Start Today:** Film a video about your biggest passion using just your phone.
- **Pro Tip:** Focus on a specific niche instead of trying to be everything to everyone.

Twitch: Where gaming meets business

"But my parents say gaming is a waste of time!" Well, tell that to the teenage streamers making more than doctors. [Twitch](#) has transformed gaming from a hobby into a legitimate business opportunity.

Twitch Quick Facts:

- **Potential Income:** \$\$\$ - \$\$\$\$\$ (1,000s to 100,000s annually for established streamers).
- **Career Pathways:** Entertainment, Community Management, ESports, Tech Industry.
- **Start Today:** Do a test stream playing your favorite game for one hour.
- **Pro Tip:** Focus on being entertaining first, gaming skills second.

Podcasting: Your voice, your rules

Think about your favorite conversations with friends. Now imagine getting paid for them. That's essentially what podcasting is. And with platforms like Spotify actively promoting new voices, there's never been a better time to grab a microphone and start talking.

Podcasting Quick Facts:

- **Potential Income:** \$\$ - \$\$\$\$ (100s to 10,000s annually).
- **Career Pathways:** Audio Production, Journalism, Content Creation, Public Speaking.
- **Start Today:** Record a 5-minute pilot episode using your phone's voice memo app.
- **Pro Tip:** Interview interesting people in your community to build content quickly.

Digital services

There's more to do online than become a content creator - in fact, some of the skills you already have might come in handy for these opportunities.

Web development

Here's a mind-blowing fact: thousands of small businesses in your area still don't have a decent website. And many that do need serious updates. This is where you come in.

Web Development Quick Facts:

- **Potential Income:** \$\$\$ - \$\$\$\$\$ (1,000s to 100,000s annually).
- **Career Pathways:** Software Development, UX Design, Digital Agency Owner.
- **Start Today:** Build a free website on [Wix](#) or [WordPress](#) for yourself.
- **Pro Tip:** Start with local businesses who need simple, clean websites.

Turn your social media time into a career

Let's be honest - you probably understand Instagram, TikTok, and Snapchat better than most business owners. That knowledge is valuable.

Social Media Management Quick Facts:

- **Potential Income:** \$\$\$ - \$\$\$\$ (1,000s to 10,000s annually).
- **Career Pathways:** Digital Marketing, Brand Strategy, Communications.
- **Start Today:** Audit a local business's social media and make three improvement suggestions.
- **Pro Tip:** Create a portfolio by managing accounts for family businesses or school clubs.

E-commerce: Print-on-demand

Remember when starting a clothing brand meant investing thousands in inventory? Those days are gone. With print-on-demand services, you can sell your designs without holding any stock.

Print-on-Demand Quick Facts:

- **Potential Income:** \$\$ - \$\$\$\$ (100s to 100,000s annually).
- **Career Pathways:** Fashion Design, E-commerce, Brand Development.
- **Start Today:** Create one design and upload it to [Redbubble](#) or [Printful](#).
- **Pro Tip:** Start with designs for a specific niche or community you're part of.

Local services

Not that into the internet? There are heaps of things you can do with your hands too - here are just a couple:

Mobile car detailing

Think bigger than your neighborhood car wash. Mobile detailing is about bringing a premium service directly to busy professionals who value their time more than their money.

Car Detailing Quick Facts:

- **Potential Income:** \$\$\$ - \$\$\$\$ (1,000s to 10,000s annually).
- **Career Pathways:** Automotive Industry, Small Business Management, Luxury Services.
- **Start Today:** Detail your family car and document the transformation.
- **Pro Tip:** Create packages at different price points to attract various customers.

Pressure washing

There's something oddly satisfying about pressure washing videos on TikTok, right? Now imagine getting paid to create those satisfying transformations in real life.




Pressure Washing Quick Facts:



- **Potential Income:** \$\$\$ - \$\$\$\$ (1,000s to 10,000s seasonally).
- **Career Pathways:** Property Maintenance, Contract Services, Business Management.
- **Start Today:** Make a list of 10 houses in your neighborhood with dirty driveways.
- **Pro Tip:** Create before/after content for social media marketing.

Making it all work

Let's get real for a minute. Starting a business while juggling school isn't easy. But here's the thing – it's not supposed to be. The challenges you face now are building the resilience and problem-solving skills you'll need throughout your life.

Quick tips for success

-  Use your phone's calendar to block out specific business time
-  Start with just 5 hours per week
-  Pick ONE business to focus on first

-  Document everything you learn
-  Network with other teen entrepreneurs online

The bottom line

Here's the truth about teen entrepreneurship in 2024: you don't need permission to start building your future. You don't need to wait until you're older, and you definitely don't need a huge investment to get started.

What you do need is creativity, dedication, and the willingness to learn from your mistakes. Every successful entrepreneur started somewhere, and many started right where you are now – as a teenager with a dream and the determination to make it happen.

So, what are you waiting for? Pick one idea that resonates with you and take that first step today. Future you will thank you for starting early.

If you want more tips and advice on entrepreneurship, [you can check out the other resources on our website here](#).

Note: Always check with your parents or guardians before starting any business venture, and make sure to understand any local regulations that might apply to your chosen business.

The benefits of studying online

If you're in high school and thinking about applying for university in the future, have you considered enrolling in an online course? If you've been stressed or anxious about the thought of applying or getting into university or feeling unsure about moving away from home, then this could be a perfect solution for you. In this blog, we'll go through some of the benefits of studying online to help you make a decision.

Study on your own terms

These days most universities offer courses online, and there are more and more options added each year. As a result of the pandemic, the availability of online courses has exploded, with delivery becoming more sophisticated and streamlined.

If you'd like the chance to study at your own pace, wherever and whenever you want, then studying online could be a great move.

What you'll need to study online

You don't need heaps of fancy equipment to study online - as long as you have these basics, you should be good to go:

An internet connection

Most importantly, it needs to be reliable. If your home doesn't have internet, you can find out about dongles, hot-spot from your phone, or find places where you can access the internet for free, such as at your local library.

A suitable device

This is usually a PC or laptop, but tablets can occasionally be suitable too. You'll have to make sure it's modern enough to support the software that your provider uses without any issues. A webcam and microphone will also come in handy.

A workspace

Preferably somewhere comfortable and quiet where you can focus on your work. [Read some tips on creating the perfect study space from Monash](#).

How to access course materials

Course content is usually available for you to access online 24/7. Lectures and tutorials are generally held on platforms like Zoom, and you can connect with lecturers and other students on your course through email, student forums, and chat sites.

When you're researching your options, you may find out you'll need to be on-campus occasionally. For example, you might have to go in for exams or to complete certain modules, especially if there are units where specialist equipment or supervision is required.

The benefits of studying online

There are lots of positives about online learning; here are just a few to consider:

You have (nearly) unlimited choice

You'll have even more courses to choose from if you study online. When you're looking at on-campus qualifications, *where* you want to study can be an influencing factor, so you might be limited to courses offered by a particular provider - but studying online removes those barriers.

You could save money and time

Living at home means you could save money on accommodation, stay close to your family and friends, plus get all the home comforts you're used to. No commuting each day could save you money and time as well.

You can set your own schedule

The flexible nature of online study means you can fit your study schedule around your lifestyle. You can do a degree while keeping (or finding) a job, enjoying all your hobbies, and still having free time to socialise.

You're not confined to a classroom

Choose the study environment that suits you best, whether that's your bedroom, the kitchen table, in your favourite café, or at the library. We're all different, so you can make it work for you. You could even stream lectures while you're working out at the gym or enjoying the fresh air at your local park.

You'll get the same support

Universities value their online students as much as any other. You'll have assigned lecturers and study groups, online forums and chat pages, email contacts, and video face-to-face time. Plus, you can still access all the same services and perks offered to on campus students. Student loans and government payments also apply for online studies, and most scholarships do too.

You'll build important skills

Become more self-disciplined and motivated, improve your time management, as well as learn to be responsible for managing your workload and overall outcomes. These are all fantastic life skills that are highly desirable in the workplace and will look great on your resume. You'll also gain new **technical skills** as you learn to navigate new systems, platforms and use new software.

Still not convinced? [Compare the pros and cons of studying on campus vs online.](#)

Start your search

Most universities and higher education providers will have a page dedicated to their online courses. If you can't find one, simply search the courses you're interested in and see if they offer an "online" option on the course overview page. It's usually listed under the location or delivery mode section.

You can find out a lot through a simple internet search, but don't forget you can get help from the providers themselves about the courses they offer and different options that are available to you. Don't be afraid to give them a call, send them an email, or fill out an online enquiry.

Applying for online courses

Applying for an online course varies between institutions. Sometimes you can apply directly to the provider by filling out the necessary forms. In most cases, you'll still apply through a Tertiary Admissions Centre (TAC), just like you would for a course on-campus.

If you're unsure about what you have to do at any point, contact the university directly, and they'll make sure you have all the right information and the key dates you'll need.

Always ensure you submit applications on time to be considered for the start of the next semester or term. Otherwise you might have to wait until the next round begins.

Before you sign up

Here are a few things to check before you commit to a course:

- Is the course accredited?
- Are there any prerequisites?
- How long has the provider been running online courses?
- How are materials delivered?
- What devices are needed (and recommended)?
- What are the duration and costs?
- How flexible is the course?
- How will you be able to connect with tutors and other staff, as well as other students?
- What academic help is on offer?
- Who do you contact if you're experience technical issues?
- Is there any financial help available for the course?

The choice is yours

It could be well worth spending a little bit of time doing your own research to see if studying online is the right option for you.

Even if it's not, there are [plenty of other resources available on the Study Work Grow website](#) that could help you figure out all you need to know about your future study options.

Jobs & Skills for Work:

[Exploring an environmental science and conservation pathway](#)

If you're passionate about the environment and want to make a difference in how we interact with the natural world, a career in environmental science and conservation might be perfect for you. This pathway is all about understanding ecosystems, protecting our natural resources, and finding ways to live sustainably. By planning your career step by step, you can start with hands-on experience in environmental projects and build your knowledge through formal education and advanced research.

Who this path could suit

The environmental science and conservation pathway is ideal for those who care deeply about the planet and enjoy being outdoors. If you're in the **Guardian Cluster**, this path could be a great fit, as it's focused on protecting ecosystems and ensuring the wellbeing of our environment. It might also attract those in the **Innovator Cluster**, who are interested in developing new solutions for environmental issues, such as reducing pollution or combating climate change.

This path suits people who are analytical, observant, and passionate about making an impact. Whether you're interested in working directly in the field, studying wildlife, or researching environmental policy, there are countless ways to contribute to conservation efforts and help build a sustainable future.

High school pathway – Volunteering with local environmental groups or working in parks

To get started, you could volunteer with local environmental organisations or work in your local park. Many environmental groups run projects like tree planting, habitat restoration, and clean-up days, which are perfect for gaining practical experience. This type of work allows you to see first-hand the impact of conservation efforts and develop a deeper understanding of how ecosystems function.

You'll also build skills like teamwork, leadership, and observation—all of which are valuable in environmental careers. Working in a local park, you might help maintain trails, support educational programs, or assist with habitat management. These roles give you a chance to get hands-on with conservation and to meet people who are passionate about protecting the environment.

Tips:

- **Join local initiatives:** Look for local conservation groups that focus on issues like beach clean-ups, wildlife preservation, or community gardens. These experiences are great for understanding local ecosystems.
- **Get involved in school projects:** Many schools have environment clubs or projects you can join, which can be a great way to build experience.
- **Alternative pathways:** If volunteering isn't available, consider part-time work in garden centres, zoos, or nature reserves. Any role that involves working with plants, animals, or natural environments can provide useful experience.

Vocational pathway – Certificate in Conservation and Land Management

After high school, a vocational qualification like a Certificate in Conservation and Land Management could be the perfect next step. This course will teach you practical skills in managing natural environments, restoring habitats, and working on conservation projects. It's a hands-on way to develop your knowledge of local ecosystems and build the technical skills needed for conservation work.

The course often includes practical placements, allowing you to work on real conservation projects, either in national parks, private conservation areas, or community projects. You'll learn about land management practices, conservation techniques, and how to conduct surveys that monitor wildlife and plant health. It's ideal if you want to get straight into the workforce and start making a tangible impact.

Tips:

- **Look for fieldwork opportunities:** Practical experience is key in this area, so make sure to find a course that offers fieldwork placements where you can learn directly from experienced conservationists.

- **Consider niche areas:** Within conservation, you might want to specialise in areas like marine conservation, bush regeneration, or working with endangered species. Specialising can give you more targeted skills.
- **Alternative pathways:** If you decide conservation isn't quite right, you could explore roles in horticulture, forestry, or environmental education. These are all related fields that focus on working with nature.

University pathway – Bachelor of Environmental Science

If you want to deepen your knowledge and open up more career options, a Bachelor of Environmental Science is a great step forward. This degree covers a wide range of topics, including ecology, environmental policy, conservation biology, and climate science. You'll develop the skills to analyse environmental problems, conduct research, and develop solutions to protect natural resources.

Throughout your degree, you'll have opportunities to complete fieldwork and lab work, gaining a better understanding of ecosystems and how to manage them. The degree also includes the study of environmental laws and regulations, which is essential if you want to move into policy or advocacy roles. With an Environmental Science degree, you could work for government agencies, non-profits, or private environmental consultancies.

Tips:

- **Get involved in field trips and research projects:** Use opportunities during your degree to participate in research projects or internships. Hands-on experience is crucial in this field.
- **Network with professionals:** Join environmental groups or attend conferences to meet people working in the industry. Networking can help you learn about different career paths and find job opportunities.
- **Alternative pathways:** If you find yourself drawn to a particular aspect of your studies, consider further specialising in areas like marine biology, environmental law, or sustainability consulting. Each of these offers a different perspective on environmental issues.

Postgraduate pathway – Environmental policy or ecosystem management

Looking towards the future, postgraduate studies can help you move into leadership roles or highly specialised areas of environmental science. You could choose to study Environmental Policy, where you'd learn about the creation and implementation of environmental laws and how to influence policy to protect ecosystems. Alternatively, you could focus on Ecosystem Management, studying advanced conservation techniques and leading large-scale conservation projects.

These options might be 15 years down the track, but thinking about them now can help you shape your early career experiences. Postgraduate study can lead to roles in research, teaching, or working directly with government bodies or international organisations to tackle major environmental challenges. It's a way to deepen your expertise and contribute to systemic changes that protect the environment on a larger scale.

Tips:

- **Focus on your passion:** If you're particularly interested in an area, like marine environments or biodiversity, look for postgraduate programs that align with your passion. Specialising helps you make a more significant impact.
- **Stay informed:** Environmental science is always evolving, so keep up with new research, technologies, and policy developments. Being well-informed will help you stay relevant and effective in your field.

- **Alternative pathways:** If postgraduate study isn't for you, there are many short courses and professional certifications available in areas like Geographic Information Systems (GIS), environmental impact assessment, or project management. These can help you advance without committing to a full degree.

Getting started

The environmental science and conservation pathway is all about building your skills and experience progressively while staying connected to your passion for nature. To get started, look for local volunteering opportunities or find part-time work in parks or conservation projects to get some hands-on experience.

Once you've gained some practical knowledge, consider vocational training which can lead directly into rewarding field roles. If you're interested in deeper learning, a university degree can open up opportunities in research, policy, or advanced conservation work. Each step along this pathway helps build your capacity to make a real difference for the environment.

Learn more about careers

If you're curious about other career pathways and options, [we have heaps of other resources on our website for you to browse](#).

Health & Wellbeing:

[How to party safely at Schoolies without spoiling the fun](#)

Schoolies is a time to celebrate your hard work, freedom, and the beginning of the next chapter in your life. It's all about having fun with your friends and making memories that last a lifetime. But to ensure your Schoolies experience is memorable for all the right reasons, [staying safe and making smart decisions](#) is essential. Here's a simple guide to enjoying your trip without compromising your safety or fun.

Plan ahead for a great time

Like almost anything in life, doing a bit of prep beforehand can save you a lot of stress down the track:

Choose accommodation wisely

Book accommodation that is registered with [official Schoolies programs](#) - these venues are safer and often have security and support staff on hand.

Share your plans

Let your family know where you're staying and your travel itinerary. Keep them updated if anything changes.

Pack smart

Take essentials like sunscreen, a reusable water bottle, ID, chargers, a small first-aid kit, and any medications you'll need.

Heading overseas?

You'll also need your passport, visa, tickets (leave a copy with family at home), international SIM card, insurance, and - depending on where you're heading to - you may even need some vaccinations.

Do Schoolies your way

Remember, it's OK to think outside the box and celebrate with an alternative Schoolies - [here are a few ideas you might like to check out](#).

Party safely

It's definitely possible to let your hair down and have a great time while being safe - here's how:

Pace yourself

If drinking alcohol, know (and respect) your limits. Alternate alcoholic drinks with water, and don't feel pressured to drink if you don't want to.

Stay together

Stick with your friends and look out for each other. Make a pact to leave together and never let anyone wander off alone.

Keep an eye on your drinks

Never accept drinks from strangers or leave your drink unattended. Spiking can happen, and it's better to be safe.

Know emergency contacts

Save the numbers for local emergency services, your accommodation, and a trusted friend or family member.

Stay safe in your environment

Depending on where you're going and the activities you have planned, there might be some other extra things to keep in mind during your trip:

Beach safety

Swim between the flags, listen to lifeguards, and avoid swimming at night or while drinking.

Transport safety

Always plan your rides in advance. Use only official or registered taxi services, ride shares, or designated driver arrangements.

Social media smarts

Be cautious about sharing your location or too many details online. Post memories after the event to stay safe.

What to do if things go wrong

We hope that you have an amazing time and everything goes off without a hitch, but it's still a good idea to know what to do in case things go wrong:

Speak up

If something doesn't feel right, trust your instincts and get help. Don't hesitate to call emergency services if needed.

Know your support services

Many Schoolies destinations have [support tents or volunteers available](#) to help with issues like lost items, injuries, or feeling unsafe.

Be honest with friends

If you're feeling unwell or overwhelmed, let your friends know so they can support you.

Final tips for a memorable Schoolies

Here are the last few things to keep in mind to make sure you have both a fun and safe time at Schoolies:

- **Hydrate** – Drink plenty of water, especially in the heat.
- **Fuel up** – Don't skip meals. Eating well helps keep your energy up.
- **Take breaks** – It's okay to take time out to recharge or relax.
- **Respect others** – Be kind and courteous to those around you, including locals and other Schoolies attendees.

Most importantly, have fun!

Your Schoolies experience is what you make of it. By making smart choices and prioritising safety, you'll create incredible memories without putting yourself or others at risk. Celebrate, laugh, and enjoy this milestone - you've earned it!

Stay safe and have a blast! 🎉